



NAVIGATION LIGHTS



Standard model

- Single & double lantern versions
- Suitable for a general using




- MED approved & complying with colreg 72, our navigation lights are suitable for inland & seagoing navigation on all type of **vessels under 50m**.
- Navigation light range is based on LED-Technology which strikes a balance between low energy consumption and long durability
- Its very light, compact & resistant
- Its does not disturb AIS or VHF



Flat model

- Single lantern version
- Suitable for an integrated design



Hoistable model

- Single lantern version, all round visibility
- Suitable for adjustable situation

ELECTRICAL CHARACTERISTICS

Navigation light

Technology:

- Hight Power LED

Lifetime:

- 45 000 hours

Voltage:

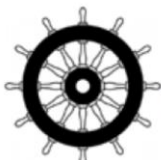
- 10-32Vdc (20-32Vdc for 5nm version)

MECHANICAL CHARACTERISTICS

Housing

- Transparent part: PC UV proof
- Black parts: PC-ASA
- Std model – single: H 95 mm - Ø 69 mm
- Std model – double: H 140 mm - Ø 70 mm
- Flat model: H 50 mm - Ø 70 mm
- Hoistable model : H 155 mm - Ø 70 mm

APPROVALS



WHEELMARK
CERTIFIED

ENVIRONMENTAL CONDITIONS



Temperature:

- Operation: -30 to 70°C



Ingress protection rating:

- IP 67






NAVIGATION LIGHTS

REFERENCES FOR STANDARD VERSION

Nav. Light designation	Color	Angle (degree)	Visibility (nm)	Consumption (w)	Weight (g)	Standard Reference Single Lantern	Standard Reference Double Lantern
PORT SIDE	Red	112.5	 2	1.08	170 / 380(*)	FN_M_P_FS_BDR_C	FN_M_P_FD_BDR_C
STARBOARD SIDE	Green	112.5	 2	1.08	170 / 380(*)	FN_M_P_FS_TDV_C	FN_M_P_FD_TDV_C
STERN	White	135	 2	1.08	170 / 380(*)	FN_M_P_FS_POB_C	FN_M_P_FD_POB_C
STERN SUEZ	Red	135	 2	3.24	170	FN_M_P_FS_PSR_C(**)	/
TOWING	Yellow	135	 2	1.08	170 / 380(*)	FN_M_P_FS_PRJ_C	FN_M_P_FD_PRJ_C
MASTHEAD (<12m)	White	225	 2	2.16	170	FN_M_P_FS_MTB_C	/
MASTHEAD (<20m)	White	225	 3	4.32	170 / 380(*)	FN_M_P_FS_MPB_C	FN_M_P_FD_MPB_C
MASTHEAD (<50m)	White	225	 5	7.5	510 / 950(*)	FN_M_P_FS_MAB_C	FN_M_P_FD_MAB_C
ANCHOR / ALL ROUND – W	White	360	 2	2.76	170 / 380(*)	FN_M_P_FS_THB_C	FN_M_P_FD_THB_C
ALL ROUND – R	Red	360	 2	3.24	170 / 380(*)	FN_M_P_FS_THR_C	FN_M_P_FD_THR_C
ALL ROUND – G	Green	360	 2	3.24	170 / 380(*)	FN_M_P_FS_THV_C	FN_M_P_FD_THV_C
ALL ROUND – Y	Yellow	360	 2	3.24	170	FN_M_P_FS_THJ_C	/
ALL ROUND – B	Blue	360	 2	3.24	170	FN_M_P_FS_THC_C(**)	/
HALF ROUND – W – PS	White	180	 2	3.24	170 / 380(*)	FN_M_P_FS_DHB_C_BD	FN_M_P_FD_DHB_C_BD
HALF ROUND – W – STBD	White	180	 2	3.24	170 / 380(*)	FN_M_P_FS_DHB_C_TD	FN_M_P_FD_DHB_C_TD
HALF ROUND – R – PS	Red	180	 2	3.24	170 / 380(*)	FN_M_P_FS_DHR_C_BD	FN_M_P_FD_DHR_C_BD
HALF ROUND – R – STBD	Red	180	 2	3.24	170 / 380(*)	FN_M_P_FS_DHR_C_TD	FN_M_P_FD_DHR_C_TD
HALF ROUND – G - PS	Green	180	 2	3.24	170 / 380(*)	FN_M_P_FS_DHV_C_BD	FN_M_P_FD_DHV_C_BD
HALF ROUND – G - STBD	Green	180	 2	3.24	170 / 380(*)	FN_M_P_FS_DHV_C_TD	FN_M_P_FD_DHV_C_TD
FLASH - ALL ROUND – B	Blue	360	 2	3.24	170	FN_M_P_FS_FLC_C(**)	/

(*) for double lantern model















(**) not marine approved





NAVIGATION LIGHTS

REFERENCES FOR FLAT VERSION

Nav. Light designation	Color	Angle (degree)	Visibility (nm)	Consumption (w)	Weight (g)	Standard Reference Single Lantern
PORT SIDE	Red 	112.5	2	1.08	190	FN_M_P_CS_BDR_C
STARBOARD SIDE	Green 	112.5	2	1.08	190	FN_M_P_CS_TDV_C
STERN	White 	135	2	1.08	190	FN_M_P_CS_POB_C
STERN SUEZ	Red 	135	2	3.24	190	FN_M_P_CS_PSR_C (**)
MASTHEAD (<12m)	White 	225	2	2.16	190	FN_M_P_CS_MTB_C
MASTHEAD (<20m)	White 	225	3	4.32	190	FN_M_P_CS_MPB_C
MASTHEAD (<50m)	White 	225	5	7.5	530	FN_M_P_CS_MAB_C
ANCHOR / ALL ROUND – W	White 	360	2	2.76	190	FN_M_P_CS_THB_C
HALF ROUND – W – PS	White 	180	2	3.24	190	FN_M_P_CS_DHB_C_BD
HALF ROUND – W – STBD	White 	180	2	3.24	190	FN_M_P_CS_DHB_C_TD
HALF ROUND – R – PS	Red 	180	2	3.24	190	FN_M_P_CS_DHR_C_BD
HALF ROUND – R – STBD	Red 	180	2	3.24	190	FN_M_P_CS_DHR_C_TD
HALF ROUND – G - PS	Green 	180	2	3.24	190	FN_M_P_CS_DHV_C_BD
HALF ROUND – G -STBD	Green 	180	2	3.24	190	FN_M_P_CS_DHV_C_TD

REFERENCES FOR HOISTABLE VERSION

Nav. Light designation	Color	Angle (degree)	Visibility (nm)	Consumption (w)	Weight (g)	Standard Reference Single Lantern
ALL ROUND – W	White 	360	2	3.24	855	FN_M_P_HS_THB_C
ALL ROUND – R	Red 	360	2	3.24	855	FN_M_P_HS_THR_C
ALL ROUND – G	Green 	360	2	3.24	855	FN_M_P_HS_THV_C
ALL ROUND – Y	Yellow 	360	2	3.24	855	FN_M_P_HS_THJ_C
ALL ROUND – B	Blue 	360	2	3.24	855	FN_M_P_HS_THC_C (**)

(**) not marine approved

